

RSS Feed How To

Background

Really Simple Syndication (RSS) is a way to provide information about our upcoming events or chapter news to subscribers in a real time format. The benefit is that you will be notified of any new events or chapter news items that are published on our website rather than waiting for the webmaster's monthly emails or having to log on to the website periodically. There are two ways to receive the RSS feeds: 1) through Microsoft Outlook; and 2) through Internet Explorer. The instructions below describe how to add the RSS feeds for both options and how to view them. You can choose either option or both.

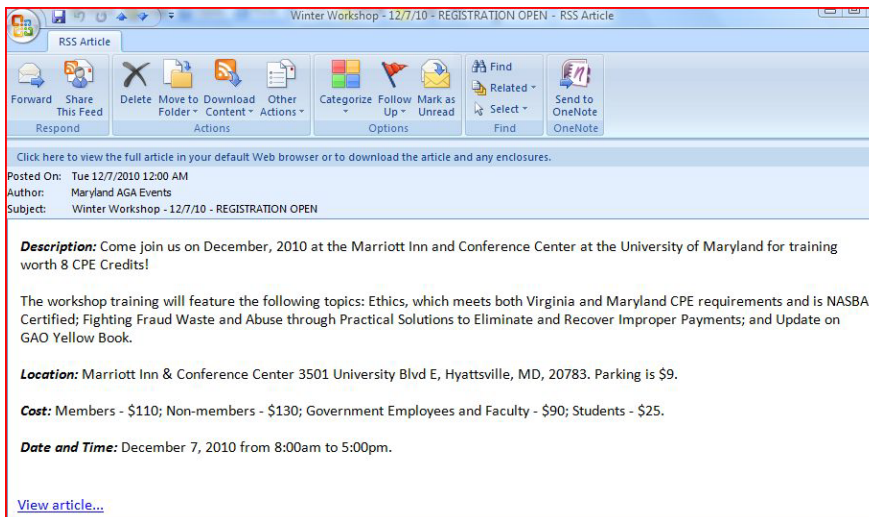
How to Add RSS Feeds Through Microsoft Outlook

1. On the **Tools** menu, click **Account Settings**
2. On the **RSS Feeds** tab, click **New**
3. In the **New RSS Feed** dialog box, type the URL of the RSS feeds.
The Events RSS URL is <http://www.marylandaga.com/events/eventrss.xml>.
The Chapter News RSS URL is <http://www.marylandaga.com/news/newsrss.xml>.
4. Click **Add**
5. Click **OK**

Note: The instructions above are for Microsoft Outlook 2007.


How to View RSS Feeds Through Microsoft Outlook




Once you have followed the steps above, there should be two folders under the RSS Feeds folder in Outlook: 1) Maryland AGA Chapter News; and 2) Maryland AGA Events. Every time there is a new event or news item added, an RSS article will be sent to the respective RSS feed folder. You can view the contents of the article and click on 'view article' to see the entire post.



How to Add RSS Feeds Through the Maryland AGA Website

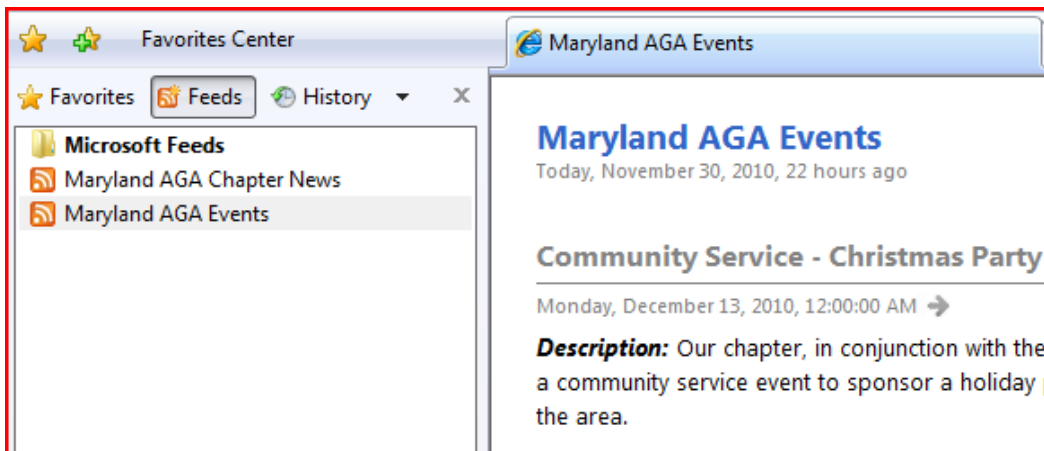
1. When you browse the [Events](#) and [Chapter News](#) pages on our website,  appears in Windows Internet Explorer next to the  **Home** button.



2. Click on .
3. In addition, you can click on  at the upper right hand corner of the [Events](#) and [Chapter News](#) pages.
4. Once you click on , click on 'subscribe.'

How to View RSS Feeds Through Internet Explorer

All the RSS feeds to which you have subscribed to are listed in Internet Explorer, similar to your Favorites. To view the RSS feeds in the Internet Explorer Menu Bar, click on View → Explorer Bar → Feeds. The feeds should show up on the left hand side of the Internet Explorer browser. Now, you can click on the Maryland AGA Chapter News and Maryland AGA Events RSS Feeds to see what items have been added to the website.



Please contact the webmaster at webmaster@marylandaga.com for any questions about the RSS feeds.